

MARKET PULSE

MACRO VIEWS

INFLATION: US inflation snapped a string of three consecutive hotter-than-expected readings in April, with core PCE registering at 2.75% YoY. In the UK, the April inflation print surprised to the upside, tilting the risks towards a later cut. In the Euro area, the May flash inflation print delivered a slight upside surprise (by 0.1pp) in both headline- and core inflation, mainly due to a sequential increase in services prices as the job market remains tight.

MONETARY POLICY: The FOMC May meeting minutes revealed that opinions were divided regarding both the cause of the firm price growth and the commensurate policy decision. Our colleagues in GIR now expect the first cut to occur in September. Albeit the disinflationary path not being perfectly linear in the Euro area, the ECB Governing Council went ahead with a cut in June, in line with our forecast.

CONSUMER: The US consumer remains healthy, in our view, despite recent signs of slowing. Recent weak spending data and higher credit delinquencies are a risk but are driven by backward-looking one-time tax payments, in our view. We expect above-consensus real spending growth in 2024. The Euro area has shown similar signs of strength, demonstrated by firm spending growth and falling unemployment.

SENTIMENT: Consumer sentiment in the US has fallen alongside a string of firmer-than-expected inflation prints to begin the year. Recent polling indicates that over 50% of Americans believe the economy is currently experiencing a recession, however we believe readings are currently being influenced by the impending Presidential election.

MARKET VIEWS

EARNINGS: The S&P 500 realized YoY EPS growth of ~6% in 1Q24, above-consensus expectations for the fifth consecutive quarter. However, the encouraging headline number is being challenged by disappointing recent economic growth data and a less rosy consumer outlook. In Europe, equities have proven resilient year-to-date, due to strong earnings and continued improvements in activity. Our colleagues in GIR forecast STOXX 600 YoY EPS growth of 6% and 4% for 2024 and 2025, respectively.

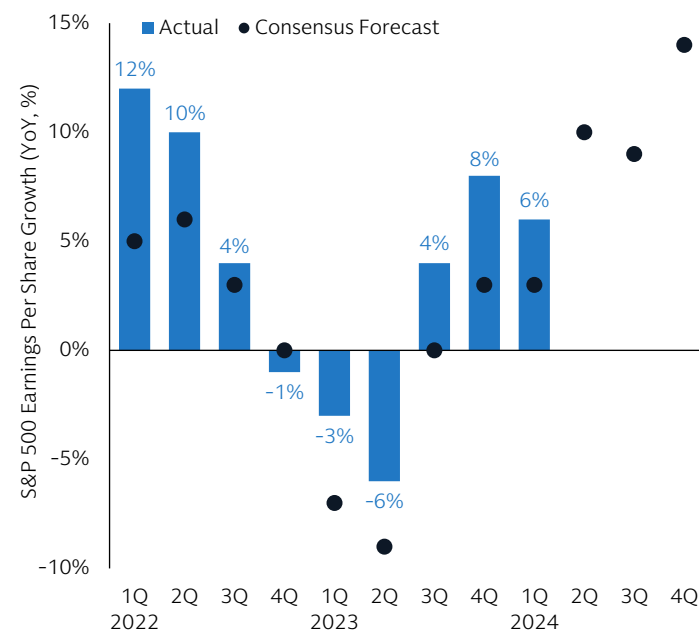
SMALL CAPS: Macro tailwinds in the form of positive, albeit softer, growth and Fed cuts on the horizon still bode well for a potential small-cap rebound, in our view. We maintain a selective approach, however, as elevated interest rates and investor skepticism surrounding the timing Fed rate cuts persist. This may challenge index-level investing, but we believe stock selection opportunities remain robust among small caps.

JAPANESE EQUITIES: We retain a positive stance on Japanese equities, supported by our expectations of domestic economic strength and corporate governance reform momentum. Rising inflation has had meaningful impacts on businesses, consumption, and investment, and real wages are expected to rise by their highest amount in over three decades. Inflows into Japanese assets are likely to continue, in our view.

COMMODITIES: Structural opportunities in commodities are evidenced by the five D's: 1) disinvestment in commodities tightening supply, 2) decarbonization requiring higher prices to attract green capex, 3) de-risking to hedge market impacts of geopolitical tensions, and 4&5), datacenters and defense spending supporting demand for metals and distillate fuels. We expect year-end copper and gold prices to rise to \$12,000/t and \$2,700/roy oz, respectively.

Source: MSCI, GS Global Investment Research (GIR), Macrobond, and Goldman Sachs Asset Management. As of June 6, 2024. "We/Our" refers to Goldman Sachs Asset Management. The Macro and Market Views expressed may differ from those of GIR and other divisions of Goldman Sachs and its affiliates. See page 5 for additional disclosures. The economic and market forecasts presented herein are for informational purposes as of the date of this document. There can be no assurance that the forecasts will be achieved. **Past performance does not predict future returns and does not guarantee future results, which may vary.**

CHART OF THE MONTH¹



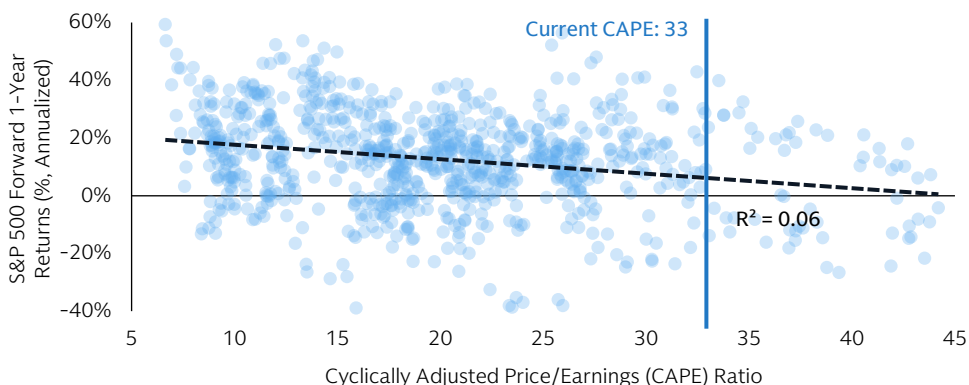
ASSET CLASS FORECASTS²

	Current	3m	12m	% Δ to 12m
EQUITIES				
S&P 500 (\$)	5353	5000	5200	-2.9
STOXX Europe (€)	525	510	540	2.9
MSCI Asia-Pacific Ex-Japan (\$)	562	570	615	9.5
TOPIX (¥)	2757	2800	2900	5.2
RATES				
10-Year Treasury	4.3	4.3	4.2	-8 bp
10-Year Bund	2.6	2.3	2.2	-35 bp
10-Year JGB	1.0	1.1	1.6	56 bp
CURRENCIES				
Euro (€/\$)	1.08	1.05	1.08	0.3
Pound (£/\$)	1.28	1.24	1.28	0.0
Yen (\$/¥)	155	155	150	-3.1
REAL ASSETS				
Brent Crude Oil (\$/bbl)	80	87	82	2.6
London Gold (\$/roy oz)	2361	2600	2700	14.4

Reaching New Peaks

Summiting a mountain may often be why one traverses it in the first place. But a hyper-fixation on reaching the top may neglect the opportunity to experience beauty along the way. Comparably, investors focused on identifying when a market has reached its peak may fail to recognize investment opportunities in its climb higher. While valuations of US large-cap equities are currently stretched, history suggests that an all-time high experienced today can often be a ledge on the path to a new peak tomorrow.

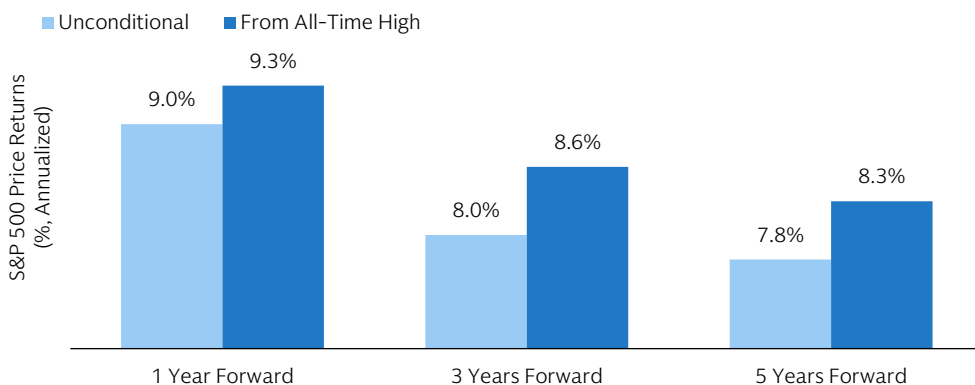
VALUE OF VALUATIONS



The S&P 500 has notched 24 all-time highs in 2024, causing valuations to rise and investors to practice restraint in deploying capital. Exercising caution in an expensive market is prudent, but we believe valuations alone should not serve as the basis for investment decisions. In fact, starting valuations have been a weak predictor of future returns, explaining only 6% of the variance in forward 1-year S&P 500 returns and 18% of the variance in forward 3-year returns.

Source: Bloomberg and Goldman Sachs Asset Management.

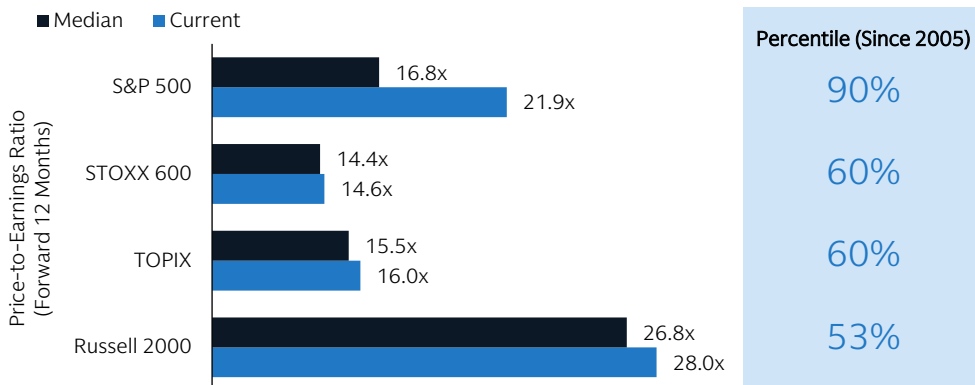
BUYING HIGH, SELLING HIGHER



Conventional wisdom cautions against buying any security at its peak price. With that said, peaks can only be identified with the benefit of hindsight, something investors do not have at their disposal. Contrary to intuition, investing in the S&P 500 exclusively on days when the market reached an all-time high has outperformed a strategy of investing on any given day, providing stronger returns on each a 1-year, 3-year, and 5-year forward basis.

Source: Bloomberg and Goldman Sachs Asset Management.

DISCOUNTS FOUND DOWN AND OUT



For investors who are particularly valuation-sensitive and already hold strategic target weights in US large-cap equities however, we believe relative discounts may be found by looking down in market capitalization and outside of the US. As well valuations that are roughly in line with their historical medians, small-cap, Japanese, and European equities should benefit from firm economic growth in the US, corporate reforms in Japan, and disinflation in Europe, respectively.

Source: Bloomberg and Goldman Sachs Asset Management.

"We" refers to Goldman Sachs Asset Management. Top Section Notes: Source: Bloomberg and Goldman Sachs Asset Management. As of April 30, 2024. Middle Section Notes: Source: Bloomberg and Goldman Sachs Asset Management. As of May 23, 2024. Bottom Section notes: Source: Bloomberg and Goldman Sachs Asset Management. As of May 17, 2024. The economic and market forecasts presented herein are for informational purposes as of the date of this document. There can be no assurance that forecasts will be achieved. Please see additional disclosures at the end of this document. **Past performance does not predict future returns and does not guarantee future results, which may vary.**

Important Information

1. Chart Source: Goldman Sachs Global Investment Research and Goldman Sachs Asset Management. As of May 29, 2024. Chart shows consensus bottom-up earnings per share growth estimates at the start of each quarterly earnings season.
2. Price targets of major asset classes are provided by Goldman Sachs Global Investment Research. Source: "Global equities lost 0.8%; EM underperformed" – June 3rd, 2024. Current data is provided by Macrobond. As of June 6th, 2024.

Page 1 Definitions

Core PCE refers to the Personal Expenditures Price Index, excluding food and energy prices

YoY year-over-year

FOMC refers to the Federal Open Market Committee

GIR refers to Global Investment Research

EPS refers to earnings per share

Magnificent Seven refers to Apple, Microsoft, Meta, Amazon, Tesla, Nvidia, and Google.

AI refers to artificial intelligence

Capex refers to capital expenditures

Oz refers to ounce

Page 2 Definitions

Top Section Notes: Chart shows forward 1-year total returns of the S&P 500 relative to its cyclically adjusted price-to-earnings ratio at the start of the period. Analysis considers monthly returns since 1950.

Middle Section Notes: Chart shows average forward price returns of the S&P 500 following an all-time index high being reached versus unconditional returns over 1-year, 3-year, and 5-year periods.

Index Benchmarks

The **S&P 500 Index** is the Standard & Poor's 500 Composite Stock Prices Index of 500 stocks, an unmanaged index of common stock prices. The index figures do not reflect any deduction for fees, expenses or taxes. It is not possible to invest directly in an unmanaged index.

The **STOXX Europe 600 Index** is derived from the STOXX Europe Total Market Index (TMI) and is a subset of the STOXX Global 1800 Index. With a fixed number of 600 components, the STOXX Europe 600 Index represents large, mid and small capitalization companies across 18 countries of the European region.

The **Japan TOPIX Index** is a capitalization-weighted index of the largest companies and corporations that are found in the First Section of the Tokyo Stock Exchange.

The **Russell 2000 Index** measures the performance of the small-cap segment of the US equity universe. The Russell 2000 Index is a subset of the Russell 3000 Index representing approximately 10% of the total market capitalization of that index. It includes approximately 2000 of the smallest securities based on a combination of their market cap and current index membership.

The **MSCI AC Asia ex Japan Index** captures large and mid cap representation across 2 of 3 DM countries (excluding Japan) and 8 EM countries in Asia.

Risk Considerations

Equity securities are more volatile than bonds and subject to greater risks. Foreign and emerging markets investments may be more volatile and less liquid than investments in US securities and are subject to the risks of currency fluctuations and adverse economic or political developments. Investments in commodities may be affected by changes in overall market movements, commodity index volatility, changes in interest rates or factors affecting a particular industry or commodity. The currency market affords investors a substantial degree of leverage. This leverage presents the potential for substantial profits but also entails a high degree of risk including the risk that losses may be similarly substantial. Currency fluctuations will also affect the value of an investment.

Investments in fixed income securities are subject to the risks associated with debt securities generally, including credit, liquidity, interest rate, prepayment and extension risk. Bond prices fluctuate inversely to changes in interest rates. Therefore, a general rise in interest rates can result in the decline in the bond's price. The value of securities with variable and floating interest rates are generally less sensitive to interest rate changes than securities with fixed interest rates. Variable and floating rate securities may decline in value if interest rates do not move as expected. Conversely, variable and floating rate securities will not generally rise in value if market interest rates decline. Credit risk is the risk that an issuer will default on payments of interest and principal. Credit risk is higher when investing in high yield bonds, also known as junk bonds. Prepayment risk is the risk that the issuer of a security may pay off principal more quickly than originally anticipated. Extension risk is the risk that the issuer of a security may pay off principal more slowly than originally anticipated. All fixed income investments may be worth less than their original cost upon redemption or maturity.

International securities may be more volatile and less liquid and are subject to the risks of adverse economic or political developments. International securities are subject to greater risk of loss as a result of, but not limited to, the following: inadequate regulations, volatile securities markets, adverse exchange rates, and social, political, military, regulatory, economic or environmental developments, or natural disasters.

Company names and logos, excluding those of Goldman Sachs and any of its affiliates, are trademarks or registered trademarks of their respective holders. Use by Goldman Sachs does not imply or suggest a sponsorship, endorsement or affiliation.

Emerging markets investments may be less liquid and are subject to greater risk than developed market investments as a result of, but not limited to, the following: inadequate regulations, volatile securities markets, adverse exchange rates, and social, political, military, regulatory, economic or environmental developments, or natural disasters.

Commodities greater volatility than investments in traditional securities. Investments in commodities may be affected by changes in overall market movements, changes in interest rates, or factors affecting a particular industry or commodity. Commodities are also subject to social, political, military, regulatory, economic, environmental or natural disaster risks.

The risk of foreign currency exchange rate fluctuations may cause the value of securities denominated in such foreign currency to decline in value. Currency exchange rates may fluctuate significantly over short periods of time. These risks may be more pronounced for investments in securities of issuers located in, or otherwise economically tied to, emerging countries. If applicable, investment techniques used to attempt to reduce the risk of currency movements (hedging), may not be effective. Hedging also involves additional risks associated with derivatives.

General Disclosures

EU: For Sweden and Denmark: This material is a financial promotion disseminated by Goldman Sachs Bank Europe SE, including through its authorised branches ("GSBE"). GSBE is a credit institution incorporated in Germany and, within the Single Supervisory Mechanism established between those Member States of the European Union whose official currency is the Euro, subject to direct prudential supervision by the European Central Bank and in other respects supervised by German Federal Financial Supervisory Authority (Bundesanstalt für Finanzdienstleistungsaufsicht, BaFin) and Deutsche Bundesbank. For other EU countries: This marketing communication is disseminated by Goldman Sachs Asset Management B.V., including through its branches ("GSAM BV"). GSAM BV is authorised and regulated by the Dutch Authority for the Financial Markets (Autoriteit Financiële Markten, Vijzelgracht 50, 1017 HS Amsterdam, The Netherlands) as an alternative investment fund manager ("AIFM") as well as a manager of undertakings for collective investment in transferable securities ("UCITS"). Under its licence as an AIFM, the Manager is authorized to provide the investment services of (i) reception and transmission of orders in financial instruments; (ii) portfolio management; and (iii) investment advice. Under its licence as a manager of UCITS, the Manager is authorized to provide the investment services of (i) portfolio management; and (ii) investment advice. Information about investor rights and collective redress mechanisms are available on www.gsam.com/responsible-investing (section Policies & Governance). Capital is at risk. Any claims arising out of or in connection with the terms and conditions of this disclaimer are governed by Dutch law.

UK: This material is a financial promotion and has been approved by Goldman Sachs Asset Management International, which is authorized and regulated in the United Kingdom by the Financial Conduct Authority.

Switzerland: For Qualified Investor use only – Not for offering or advertising to general public. This is marketing material. This document is provided to you by Goldman Sachs Bank AG, Zürich. Any future contractual relationships will be entered into with affiliates of Goldman Sachs Bank AG, which are domiciled outside of Switzerland. We would like to remind you that foreign (Non-Swiss) legal and regulatory systems may not provide the same level of protection in relation to client confidentiality and data protection as offered to you by Swiss law.

Bahrain: This material has not been reviewed by the Central Bank of Bahrain (CBB) and the CBB takes no responsibility for the accuracy of the statements, or the information contained herein, or for the performance of the securities or related investment, nor shall the CBB have any liability to any person for damage or loss resulting from reliance on any statement or information contained herein. This material will not be issued, passed to, or made available to the public generally.

Kuwait: This material has not been approved for distribution in the State of Kuwait by the Ministry of Commerce and Industry or the Central Bank of Kuwait or any other relevant Kuwaiti government agency. The distribution of this material is, therefore, restricted in accordance with law no. 31 of 1990 and law no. 7 of 2010, as amended. No private or public offering of securities is being made in the State of Kuwait, and no agreement relating to the sale of any securities will be concluded in the State of Kuwait. No marketing, solicitation or inducement activities are being used to offer or market securities in the State of Kuwait.

Oman: The Capital Market Authority of the Sultanate of Oman (the "CMA") is not liable for the correctness or adequacy of information provided in this document or for identifying whether or not the services contemplated within this document are appropriate investment for a potential investor. The CMA shall also not be liable for any damage or loss resulting from reliance placed on the document.

Qatar: This document has not been, and will not be, registered with or reviewed or approved by the Qatar Financial Markets Authority, the Qatar Financial Centre Regulatory Authority or Qatar Central Bank and may not be publicly distributed. It is not for general circulation in the State of Qatar and may not be reproduced or used for any other purpose.

UAE: This document has not been approved by or filed with the Central Bank of the United Arab Emirates or the Securities and Commodities Authority. If you do not understand the contents of this document, you should consult with a financial advisor.

Saudi Arabia: The Capital Market Authority does not make any representation as to the accuracy or completeness of this document, and expressly disclaims any liability whatsoever for any loss arising from, or incurred in reliance upon, any part of this document. If you do not understand the contents of this document you should consult an authorised financial adviser.

South Africa: Goldman Sachs Asset Management International is authorised by the Financial Services Board of South Africa as a financial services provider.

Israel: This document has not been, and will not be, registered with or reviewed or approved by the Israel Securities Authority (ISA[™]). It is not for general circulation in Israel and may not be reproduced or used for any other purpose. Goldman Sachs Asset Management International is not licensed to provide investment advisory or management services in Israel.

Chile: (i) Este material está sujeto a la Norma General N° 336 de la Superintendencia de Valores y Seguros de Chile; (ii) Corresponde a valores no inscritos en el Registro de Valores o en el Registro de Valores Extranjeros mantenido por la Superintendencia de Valores y Seguros, los valores sobre los que se basa, no están sujetos a su control; (iii) Dado que estos valores no están registrados, no existe obligación por parte del emisor de entregar información pública sobre estos valores en Chile; Y (iv) Estos valores no podrán ser objeto de oferta pública hasta su inscripción en el correspondiente Registro de Valores.

Asia Pacific: Please note that neither Goldman Sachs Asset Management International nor any other entities involved in the Goldman Sachs Asset Management (GSAM) business maintain any licenses, authorizations or registrations in Asia (other than Japan), except that it conducts businesses (subject to applicable local regulations) in and from the following jurisdictions: Hong Kong, Singapore and Malaysia. This material has been issued for use in or from Hong Kong by Goldman Sachs Asset Management (Hong Kong) Limited, in or from Singapore by Goldman Sachs Asset Management (Singapore) Pte. Ltd. (Company Number: 201329851H) and in or from Malaysia by Goldman Sachs (Malaysia) Sdn Berhad (880767W).

Brunei: The attached information has been provided at your request for informational purposes only and is not intended as a solicitation in respect of the purchase or sale of instruments or securities (including funds) or the provision of services. Neither Goldman Sachs Asset Management (Singapore) Pte. Ltd. nor any of its affiliates is licensed as a dealer or investment advisor under the Securities Order of Brunei. The information has been provided to you solely for your own purposes and must not be copied or redistributed to any person without the prior consent of Goldman Sachs Asset Management.

East Timor: The attached information has been provided at your request for informational purposes only and is not intended as a solicitation in respect of the purchase or sale of instruments or securities (including funds), or the provision of services. Neither Goldman Sachs Asset Management (Singapore) Pte. Ltd. nor any of its affiliates is licensed under any laws or regulations of Timor-Leste. The information has been provided to you solely for your own purposes and must not be copied or redistributed to any person or institution without the prior consent of Goldman Sachs Asset Management.

Singapore: This material has been issued or approved for use in or from Singapore by Goldman Sachs Asset Management (Singapore) Pte. Ltd. (Company Number: 201329851H).

Colombia: Esta presentación no tiene el propósito o el efecto de iniciar, directa o indirectamente, la adquisición de un producto a prestación de un servicio por parte de Goldman Sachs Asset Management a residentes colombianos. Los productos y/o servicios de Goldman Sachs Asset Management no podrán ser ofrecidos ni promocionados en Colombia o a residentes Colombianos a menos que dicha oferta y promoción se lleve a cabo en cumplimiento del Decreto 2555 de 2010 y las otras reglas y regulaciones aplicables en materia de promoción de productos y/o servicios financieros y/o del mercado de valores en Colombia o a residentes colombianos. Al recibir esta presentación, y en caso que se decida contactar a Goldman Sachs Asset Management, cada destinatario residente en Colombia reconoce y acepta que ha contactado a Goldman Sachs Asset Management por su propia iniciativa y no como resultado de cualquier promoción o publicidad por parte de Goldman Sachs Asset Management o cualquiera de sus agentes o representantes. Los residentes colombianos reconocen que (1) la recepción de esta presentación no constituye una solicitud de los productos y/o servicios de Goldman Sachs Asset Management, y (2) que no están recibiendo ninguna oferta o promoción directa o indirecta de productos y/o servicios financieros y/o del mercado de valores por parte de Goldman Sachs Asset Management. Esta presentación es estrictamente privada y confidencial, y no podrá ser reproducida o utilizada para cualquier propósito diferente a la evaluación de una inversión potencial en los productos de Goldman Sachs Asset Management o la contratación de sus servicios por parte del destinatario de esta presentación, no podrá ser proporcionada a una persona diferente del destinatario de esta presentación.

General Disclosures

This information discusses general market activity, industry or sector trends, or other broad-based economic, market or political conditions and should not be construed as research or investment advice. This material has been prepared by Goldman Sachs Asset Management and is not financial research nor a product of Goldman Sachs Global Investment Research (GIR). It was not prepared in compliance with applicable provisions of law designed to promote the independence of financial analysis and is not subject to a prohibition on trading following the distribution of financial research. The views and opinions expressed may differ from those of Goldman Sachs Global Investment Research or other departments or divisions of Goldman Sachs and its affiliates. Investors are urged to consult with their financial advisors before buying or selling any securities. This information may not be current and Goldman Sachs Asset Management has no obligation to provide any updates or changes.

Indices are unmanaged. The figures for the index reflect the reinvestment of all income or dividends, but do not reflect the deduction of any fees or expenses which would reduce returns. Investors cannot invest directly in indices.

Any reference to a specific company or security does not constitute a recommendation to buy, sell, hold or directly invest in the company or its securities. It should not be assumed that investment decisions made in the future will be profitable or will equal the performance of the securities discussed in this document.

Neither MSCI nor any other party involved in or related to compiling, computing, or creating the MSCI data makes any express or implied warranties or representations with respect to such data (or the results to be obtained by the use thereof), and all such parties hereby expressly disclaim all warranties of originality, accuracy, completeness, merchantability, or fitness for a particular purpose with respect to any of such data. Without limiting any of the foregoing, in no event shall MSCI, any of its affiliates or any third party involved in or related to compiling, computing or creating the data have any liability for any direct, indirect, special, punitive, consequential or any other damages (including lost profits) even if notified of the possibility of such damages. No further distribution or dissemination of the MSCI data is permitted without MSCI's express written consent.

Views and opinions expressed are for informational purposes only and do not constitute a recommendation by Goldman Sachs Asset Management to buy, sell, or hold any security, including any Goldman Sachs product or service. Views and opinions are current as of the date of this document and may be subject to change, they should not be construed as investment advice.

Goldman Sachs Asset Management leverages the resources of Goldman Sachs & Co. LLC subject to legal, internal and regulatory restrictions.

Although certain information has been obtained from sources believed to be reliable, we do not guarantee its accuracy, completeness or fairness. We have relied upon and assumed without independent verification, the accuracy and completeness of all information available from public sources.

Economic and market forecasts presented herein reflect a series of assumptions and judgments as of the date of this document and are subject to change without notice. These forecasts do not take into account the specific investment objectives, restrictions, tax and financial situation or other needs of any specific client. Actual data will vary and may not be reflected here. These forecasts are subject to high levels of uncertainty that may affect actual performance. Accordingly, these forecasts should be viewed as merely representative of a broad range of

possible outcomes. These forecasts are estimated, based on assumptions, and are subject to significant revision and may change materially as economic and market conditions change. Goldman Sachs has no obligation to provide updates or changes to these forecasts. Case studies and examples are for illustrative purposes only.

Goldman Sachs does not provide legal, tax or accounting advice, unless explicitly agreed between you and Goldman Sachs (generally through certain services offered only to clients of Private Wealth Management). Any statement contained in this document concerning US tax matters is not intended or written to be used and cannot be used for the purpose of avoiding penalties imposed on the relevant taxpayer. Notwithstanding anything in this document to the contrary, and except as required to enable compliance with applicable securities law, you may disclose to any person the US federal and state income tax treatment and tax structure of the transaction and all materials of any kind (including tax opinions and other tax analyses) that are provided to you relating to such tax treatment and tax structure, without Goldman Sachs imposing any limitation of any kind. Investors should be aware that a determination of the tax consequences to them should take into account their specific circumstances and that the tax law is subject to change in the future or retroactively and investors are strongly urged to consult with their own tax advisor regarding any potential strategy, investment or transaction.

THIS MATERIAL DOES NOT CONSTITUTE AN OFFER OR SOLICITATION IN ANY JURISDICTION WHERE OR TO ANY PERSON TO WHOM IT WOULD BE UNAUTHORIZED OR UNLAWFUL TO DO SO.

This material is provided at your request solely for your use.

Capital is at risk.

Confidentiality

No part of this material may, without Goldman Sachs Asset Management's prior written consent, be (i) copied, photocopied or duplicated in any form, by any means, or (ii) distributed to any person that is not an employee, officer, director, or authorized agent of the recipient.

Past performance does not guarantee future results, which may vary. The value of investments and the income derived from investments will fluctuate and can go down as well as up. A loss of principal may occur.

© 2024 Goldman Sachs. All rights reserved.

Compliance code: 374267-OTU-2045365

Date of First Use: 06 June 2024

AEJ - 350474-TMPL-01/2024-1938665

EMEA - 350699-TMPL-01/2024-1939478

LATAM - 351333-TMPL-01/2024-1942542

For more information contact your Goldman Sachs sales representative.

MPJUN2024