

STRATEGIC ADVISORY SOLUTIONS

Market Pulse

Macro Views

Growth: Gauging the true momentum of the global economy remains challenging due to the large front-loading effects ahead of trade policy implementation, as well as the elevated headline risk of further trade tensions and conflict in the Middle East. We think labor market data in the US and Europe will be a key signal this summer. Our colleagues in Global Investment Research expect slowing but solid GDP growth of 1.8% in the US and 1.0% in Europe for full-year 2025.

Inflation: In the US, tariff hikes and oil supply shocks pose upside risk to otherwise easing inflation this year. Early evidence suggests that the tariff pass-through to consumers will be less than we expected, with companies anticipating consumers to absorb roughly half of the cost. Central banks may look through one-time price hikes and continue the path of policy normalization.

Geopolitics: Conflict in the Middle East raises headline risk, but historically the market reaction to geopolitical events depends on the subsequent economic impact. If the conflict remains contained, we think the macro and market impact could be manageable. A larger escalation or longer oil supply shock that drags on the real economy – and raises global recession risk like in 1973 – would be more challenging.

Market Views

Equities: As equity markets move from headline risk to baseline fundamentals, we believe economic growth will continue to drive earnings and prices higher. One key question is if the AI hyper-scalers will be able to show proof of adoption and use cases that validate ROI expectations. But with just 9% of US companies currently using AI, we think there is still untapped upside potential.

Rates: We expect fiscal pressure will keep long-end yields higher across major markets, even as rate cuts may bring short duration relief. In the US, GIR estimates the tax and spending package will take the deficit to 7% of GDP in the next 10 years, while the German budget path would increase the deficit to almost 4% of GDP by YE 2027.

Commodities: Oil prices peaked last month with an estimated geopolitical risk premium of \$12/bbl. While we still assume no significant disruptions to oil and gas supply, the near-term downside risks to supply and upside risk to price targets have risen. Longer-term, oversupply may keep oil prices anchored.

Chart of the Month: S&P 500 During Select Geopolitical Events

Event	1-Week Return	1-Month Return	Size of Sell-Off	Duration of Sell-Off
Israel-Iran Conflict Escalates (4/1/2024)	-0.8%	-4.3%	-5.5%	45 Days
Russia Invades Ukraine (2/24/2022)	1.7%	5.4%	N/A	N/A
Crimea Conflict (2/20/2014)	0.8%	1.8%	N/A	N/A
Iraq War Begins (3/20/2003)	-0.8%	1.9%	N/A	N/A
September 11 Attacks (9/11/2001)	-3.4%	3.7%	-11.6%	31 Days
Gulf War Begins (8/2/1990)	-3.3%	-8.1%	-16.9%	189 (~6 Months)
Arab Oil Embargo (10/17/1973)	0.3%	-5.5%	-18.6%	2,276 (~6 Years)
Yom Kippur War (10/6/1973)	0.4%	-2.9%	-1.1%	6 Days

Asset Class Forecasts

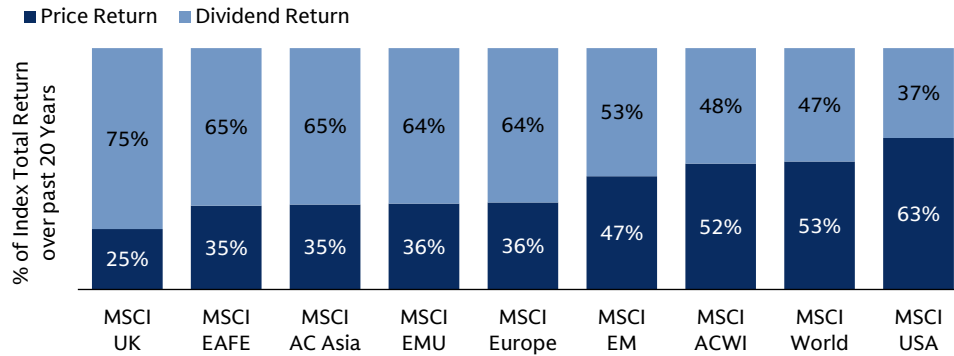
	Current	3m	12m	% Δ to 12m
Equities				
S&P 500 (\$)	6,173	5,900	6,500	5.3
STOXX Europe (€)	544	550	570	4.9
MSCI Asia-Pacific Ex Japan (\$)	645	630	675	4.6
TOPIX (¥)	2,841	2,775	2,900	2.1
Rates				
10-Year Treasury	4.3	4.5	4.5	22 bp
10-Year Bund	2.6	2.8	3.0	40 bp
10-Year JGB	1.4	1.7	1.8	41 bp
Currencies				
Euro (€/€)	1.17	1.17	1.25	6.6
Pound (£/\$)	1.37	1.38	1.44	5.0
Yen (\$/¥)	145	142	138	-6.7
Real Assets				
Brent Crude Oil (\$/bbl)	67.8	60	56	-17.4
London Gold (\$/troy oz)	3,273	3,370	3,920	19.8

Source: Goldman Sachs Asset Management, Goldman Sachs Global Investment Research, and MSCI. As of June 30, 2025. “We/Our” refers to Goldman Sachs Asset Management. The macro and market views expressed may differ from those of GIR and other divisions of Goldman Sachs and its affiliates. See page 3 for additional disclosures. This material is provided for educational purposes only and should not be construed as investment advice or an offer or solicitation to buy or sell securities. The economic and market forecasts presented herein are for informational purposes as of the date of this document. There can be no assurance that the forecasts will be achieved. **Past performance does not predict future returns and does not guarantee future results, which may vary.** FOR INSTITUTIONAL OR FINANCIAL INTERMEDIARIES USE ONLY – NOT FOR USE AND/OR DISTRIBUTION TO THE GENERAL PUBLIC

Year of Income Continues

In today's economic landscape of elevated interest rates, geopolitical uncertainty, and market volatility, controlling what you can has become increasingly important. Investing for income, across any asset class, can provide a buffer against market fluctuations and capital losses, making it a key component of a resilient portfolio strategy in our view. In equity markets, dividends can help manage risk and returns. In fixed income, higher interest rates have created potential opportunities for carry and cushion.

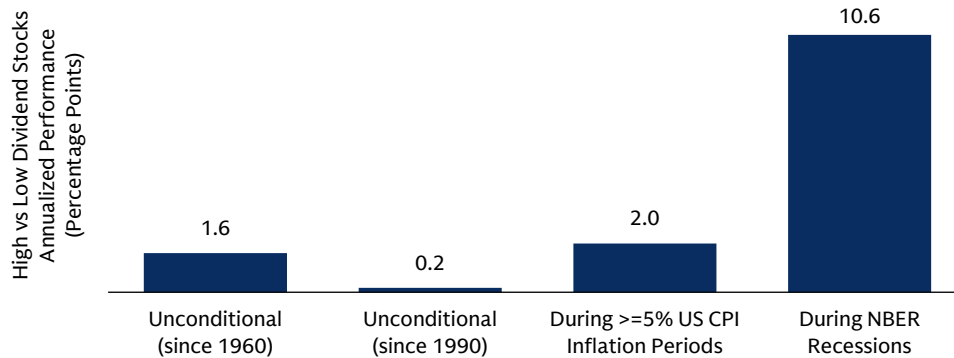
Dividends Can Boost Total Equity Returns



Source: Bloomberg, MSCI, and Goldman Sachs Asset Management. As of June 30, 2025.

Dividends have been a significant driver of total returns in recent years, especially outside the US. While US returns have relied more heavily on price appreciation, European and Asian equities have offered more consistent dividend payouts. This equity yield can be valuable in today's volatile environment. Given persistent uncertainty and the impact on valuations and earnings, focusing on higher dividend-paying markets may enhance portfolio stability and long-term performance.

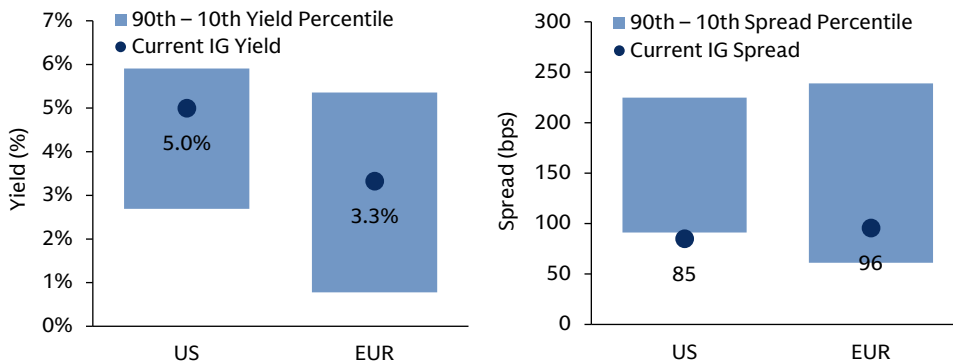
Especially When Macro Uncertainty Is High



Source: Kenneth R. French, Macrobond and Goldman Sachs Asset Management. As of June 30, 2025.

Equity income solutions have historically delivered superior returns while offering some protection during macro shocks. In the US, high-dividend stocks have outperformed low-dividend stocks by 2pp during inflationary periods and by 11pp during recessions. While this strategy became less effective after the 1990s due to increased macro stability, recent economic turbulence is leading global investors to re-consider this equity factor in their portfolios.

Fixed Income Spreads Are Tight but Yields Remain Elevated



Source: Bloomberg and Goldman Sachs Asset Management. As of June 30, 2025.

Investment grade companies entered today's environment of higher tariffs and rising uncertainty with strong credit fundamentals. Key credit metrics such as leverage, debt servicing capacity, and liquidity positions were robust to start the year. We believe that high-quality balance sheets can provide a cushion against downside macro risks, while elevated yields enhance total return potential and provide a buffer against potential spread widening.

"We/Our" refers to Goldman Sachs Asset Management. The economic and market forecasts presented herein are for informational purposes as of the date of this document. There is no guarantee that objectives will be met. There can be no assurance that forecasts will be achieved. Diversification does not protect an investor from market risk and does not ensure a profit. Please see additional disclosures at the end of this document. **Past performance does not predict future returns and does not guarantee future results, which may vary.**

FOR INSTITUTIONAL OR FINANCIAL INTERMEDIARIES USE ONLY – NOT FOR USE AND/OR DISTRIBUTION TO THE GENERAL PUBLIC

IMPORTANT INFORMATION

1. Chart of the Month: Source: Bloomberg and Goldman Sachs Asset Management. As of June 30, 2025. Chart shows the performance of the S&P 500 after a selection of geopolitical events. Size of sell off refers to peak to trough after the event. For all events except the 1973 Arab Oil Embargo, that began the day of the event. For 1973, the sell off began a week later. Duration of sell off refers to the number of days during drawdown and recovery.
2. Asset Class Forecasts: Price targets of major asset classes are provided by Goldman Sachs Global Investment Research. Source: "Rebound week for global markets" As of June 30, 2025.

Page 1 Definitions

GDP refers to Gross Domestic Product

Pp refers to percentage points

GIR refers to Goldman Sachs Global Investment Research

AI refers to artificial intelligence

ROI refers to return on investment

bbl refers to barrel

YE refers to year end.

Page 2 Notes

Carry refers to bond yields in fixed income and cushion refers to the inverse relationship between bond prices and yields.

Top Section Notes: Chart shows the percentage of total return over the last 20 years attributed to dividends.

Middle Section Notes: Chart shows the annualized overperformance of high dividend stocks versus low dividend stocks in percentage points in different periods. It first individually shows the overperformance of high dividend stocks versus low dividend stocks unconditionally since 1960 and 1990. It also shows the overperformance of high dividend stocks over low dividend stocks during periods in which US CPI inflation reached 5% or above and when the NBER recession indicator was triggered. The chart ultimately communicates that during the high US CPI inflation and recession periods analyzed since 1960, high dividend stocks outperformed low dividend stocks by 2.0pp and 10.6pp respectively.

Bottom Section Notes: Chart shows the current and historical yields and spreads since 2000 for the Bloomberg US Corporate and Bloomberg Euro Corporate Bond Index. Investment grade refers to securities rated BBB-, Baa3 or higher by a nationally recognized statistical rating organization.

Index Benchmarks

The **S&P 500 Index** is the Standard & Poor's 500 Composite Stock Prices Index of 500 stocks, an unmanaged index of common stock prices. The index figures do not reflect any deduction for fees, expenses or taxes. It is not possible to invest directly in an unmanaged index.

The **STOXX Europe 600 Index** is derived from the STOXX Europe Total Market Index (TMI) and is a subset of the STOXX Global 1800 Index. With a fixed number of 600 components, the STOXX Europe 600 Index represents large, mid and small capitalization companies across 18 countries in Europe.

The **Japan TOPIX Index** is a capitalization-weighted index of the largest companies found in the First Section of the Tokyo Stock Exchange.

The **MSCI AC Asia ex Japan Index** captures large and mid-cap representation across 2 of 3 DM countries (excluding Japan) and 8 EM countries in Asia.

The **Bloomberg US Corporate Index** measures the investment grade, fixed-rate, taxable corporate bond market. It includes USD denominated securities publicly issued by US and non-US industrial, utility, and financial issuers.

The **Bloomberg Euro Corporate Bond Index** is a broad-based benchmark that measures the investment grade, euro-denominated, fixed-rate corporate bond market. Inclusion is based on currency denomination of a bond and not country of risk of the issuer

Indices are unmanaged. The figures for the index reflect the reinvestment of all income or dividends, but do not reflect the deduction of any fees or expenses which would reduce returns. Investors cannot invest directly in indices.

RISK CONSIDERATIONS

Equity securities are more volatile than bonds and subject to greater risks. Foreign and emerging markets investments may be more volatile and less liquid than investments in US securities and are subject to the risks of currency fluctuations and adverse economic or political developments. Investments in commodities may be affected by changes in overall market movements, commodity index volatility, changes in interest rates or factors affecting a particular industry or commodity. The currency market affords investors a substantial degree of leverage. This leverage presents the potential for substantial profits but also entails a high degree of risk including the risk that losses may be similarly substantial. Currency fluctuations will also affect the value of an investment.

Investments in fixed income securities are subject to the risks associated with debt securities generally, including credit, liquidity, interest rate, prepayment and extension risk. Bond prices fluctuate inversely to changes in interest rates. Therefore, a general rise in interest rates can result in the decline in the bond's price. The value of securities with variable and floating interest rates are generally less sensitive to interest rate changes than securities with fixed interest rates. Variable and floating rate securities may decline in value if interest rates do not move as expected. Conversely, variable and floating rate securities will not generally rise in value if market interest rates decline. Credit risk is the risk that an issuer will default on payments of interest and principal. Credit risk is higher when investing in high yield bonds, also known as junk bonds. Prepayment risk is the risk that the issuer of a security may pay off principal more quickly than originally anticipated. Extension risk is the risk that the issuer of a security may pay off principal more slowly than originally anticipated. All fixed income investments may be worth less than their original cost upon redemption or maturity.

FOR INSTITUTIONAL OR FINANCIAL INTERMEDIARIES USE ONLY – NOT FOR USE AND/OR DISTRIBUTION TO THE GENERAL PUBLIC

International securities may be more volatile and less liquid and are subject to the risks of adverse economic or political developments. International securities are subject to greater risk of loss as a result of, but not limited to, the following: inadequate regulations, volatile securities markets, adverse exchange rates, and social, political, military, regulatory, economic or environmental developments, or natural disasters.

When interest rates increase, fixed income securities will generally decline in value. Fluctuations in interest rates may also affect the yield and liquidity of fixed income securities.

Emerging markets investments may be less liquid and are subject to greater risk than developed market investments as a result of, but not limited to, the following: inadequate regulations, volatile securities markets, adverse exchange rates, and social, political, military, regulatory, economic or environmental developments, or natural disasters.

Commodities greater volatility than investments in traditional securities. Investments in commodities may be affected by changes in overall market movements, changes in interest rates, or factors affecting a particular industry or commodity. Commodities are also subject to social, political, military, regulatory, economic, environmental or natural disaster risks.

Infrastructure investments are susceptible to various factors that may negatively impact their businesses or operations, including regulatory compliance, rising interest costs in connection with capital construction, governmental constraints that impact publicly funded projects, the effects of general economic conditions, increased competition, commodity costs, energy policies, unfavorable tax laws or accounting policies and high leverage.

The risk of foreign currency exchange rate fluctuations may cause the value of securities denominated in such foreign currency to decline in value. Currency exchange rates may fluctuate significantly over short periods of time. These risks may be more pronounced for investments in securities of issuers located in, or otherwise economically tied to, emerging countries. If applicable, investment techniques used to attempt to reduce the risk of currency movements (hedging), may not be effective. Hedging also involves additional risks associated with derivatives.

An investment in private credit and private equities is not suitable for all investors. Investors should carefully review and consider the potential investments, risks, charges, and expenses of private equity before investing. They are speculative, highly illiquid, involve a high degree of risk, have high fees and expenses that could reduce returns, and subject to the possibility of partial or total loss of capital. They are, therefore, intended for experienced and sophisticated long-term investors who can accept such risks.

IMPORTANT INFORMATION

This information discusses general market activity, industry or sector trends, or other broad-based economic, market or political conditions and should not be construed as research or investment advice. This material has been prepared by Goldman Sachs Asset Management and is not financial research nor a product of Goldman Sachs Global Investment Research (GIR). It was not prepared in compliance with applicable provisions of law designed to promote the independence of financial analysis and is not subject to a prohibition on trading following the distribution of financial research. The views and opinions expressed may differ from those of Goldman Sachs Global Investment Research or other departments or divisions of Goldman Sachs and its affiliates. Investors are urged to consult with their financial advisors before buying or selling any securities. This information may not be current and Goldman Sachs Asset Management has no obligation to provide any updates or changes.

Capital is at risk.

Index Disclosures

Indices are unmanaged. The figures for the index reflect the reinvestment of all income or dividends, as applicable, but do not reflect the deduction of any fees or expenses which would reduce returns. Investors cannot invest directly in indices.

References to indices, benchmarks or other measures of relative market performance over a specified period of time are provided for your information only and do not imply that the portfolio will achieve similar results. The index composition may not reflect the manner in which a portfolio is constructed. While an adviser seeks to design a portfolio which reflects appropriate risk and return features, portfolio characteristics may deviate from those of the benchmark.

Neither MSCI nor any other party involved in or related to compiling, computing, or creating the MSCI data makes any express or implied warranties or representations with respect to such data (or the results to be obtained by the use thereof), and all such parties hereby expressly disclaim all warranties of originality, accuracy, completeness, merchantability, or fitness for a particular purpose with respect to any of such data. Without limiting any of the foregoing, in no event shall MSCI, any of its affiliates or any third party involved in or related to compiling, computing or creating the data have any liability for any direct, indirect, special, punitive, consequential or any other damages (including lost profits) even if notified of the possibility of such damages. No further distribution or dissemination of the MSCI data is permitted without MSCI's express written consent.

Views and opinions expressed are for informational purposes only and do not constitute a recommendation by Goldman Sachs Asset Management to buy, sell, or hold any security. Views and opinions are current as of the date of this document and may be subject to change, they should not be construed as investment advice.

Although certain information has been obtained from sources believed to be reliable, we do not guarantee its accuracy, completeness or fairness. We have relied upon and assumed without independent verification, the accuracy and completeness of all information available from public sources.

Economic and market forecasts presented herein reflect a series of assumptions and judgments as of the date of this document and are subject to change without notice. These forecasts do not take into account the specific investment objectives, restrictions, tax and financial situation or other needs of any specific client. Actual data will vary and may not be reflected here. These forecasts are subject to high levels of uncertainty that may affect actual performance. Accordingly, these forecasts should be viewed as merely representative of a broad range of possible outcomes. These forecasts are estimated, based on assumptions, and are subject to significant revision and may change materially as economic and market conditions change. Goldman Sachs has no obligation to provide updates or changes to these forecasts. Case studies and examples are for illustrative purposes only.

THIS MATERIAL DOES NOT CONSTITUTE AN OFFER OR SOLICITATION IN ANY JURISDICTION WHERE OR TO ANY PERSON TO WHOM IT WOULD BE UNAUTHORIZED OR UNLAWFUL TO DO SO.

FOR INSTITUTIONAL OR FINANCIAL INTERMEDIARIES USE ONLY – NOT FOR USE AND/OR DISTRIBUTION TO THE GENERAL PUBLIC

Prospective investors should inform themselves as to any applicable legal requirements and taxation and exchange control regulations in the countries of their citizenship, residence or domicile which might be relevant.

Past performance does not guarantee future results, which may vary. The value of investments and the income derived from investments will fluctuate and can go down as well as up. A loss of principal may occur.

This material is provided at your request for informational purposes only. It is not an offer or solicitation to buy or sell any securities.

This material is provided at your request solely for your use.

Regional Disclosures

Asia excluding Japan: Please note that neither Goldman Sachs Asset Management (Hong Kong) Limited ("GSAMHK") or Goldman Sachs Asset Management (Singapore) Pte. Ltd. (Company Number: 201329851H) ("GSAMS") nor any other entities involved in the Goldman Sachs Asset Management business that provide this material and information maintain any licenses, authorizations or registrations in Asia (other than Japan), except that it conducts businesses (subject to applicable local regulations) in and from the following jurisdictions: Hong Kong, Singapore, India and China. This material has been issued for use in or from Hong Kong by Goldman Sachs Asset Management (Hong Kong) Limited and in or from Singapore by Goldman Sachs Asset Management (Singapore) Pte. Ltd. (Company Number: 201329851H).

Australia: This material is distributed by Goldman Sachs Asset Management Australia Pty Ltd ABN 41 006 099 681, AFSL 228948 ('GSAMA') and is intended for viewing only by wholesale clients for the purposes of section 761G of the Corporations Act 2001 (Cth). This document may not be distributed to retail clients in Australia (as that term is defined in the Corporations Act 2001 (Cth)) or to the general public. This document may not be reproduced or distributed to any person without the prior consent of GSAMA. To the extent that this document contains any statement which may be considered to be financial product advice in Australia under the Corporations Act 2001 (Cth), that advice is intended to be given to the intended recipient of this document only, being a wholesale client for the purposes of the Corporations Act 2001 (Cth). Any advice provided in this document is provided by either of the following entities. They are exempt from the requirement to hold an Australian financial services licence under the Corporations Act of Australia and therefore do not hold any Australian Financial Services Licences, and are regulated under their respective laws applicable to their jurisdictions, which differ from Australian laws. Any financial services given to any person by these entities by distributing this document in Australia are provided to such persons pursuant to the respective ASIC Class Orders and ASIC Instrument mentioned below.

* Goldman Sachs Asset Management, LP (GSAML), Goldman Sachs & Co. LLC (GSCo), pursuant ASIC Class Order 03/1100; regulated by the US Securities and Exchange Commission under US laws.

* Goldman Sachs Asset Management International (GSAMI), Goldman Sachs International (GSI), pursuant to ASIC Class Order 03/1099; regulated by the Financial Conduct Authority; GSI is also authorized by the Prudential Regulation Authority, and both entities are under UK laws.

* Goldman Sachs Asset Management (Singapore) Pte. Ltd. (GSAMS), pursuant to ASIC Class Order 03/1102; regulated by the Monetary Authority of Singapore under Singaporean laws.

* Goldman Sachs Asset Management (Hong Kong) Limited (GSAMHK), pursuant to ASIC Class Order 03/1103 and Goldman Sachs (Asia) LLC (GSALLC), pursuant to ASIC Instrument 04/0250; regulated by the Securities and Futures Commission of Hong Kong under Hong Kong laws.

No offer to acquire any interest in a fund or a financial product is being made to you in this document. If the interests or financial products do become available in the future, the offer may be arranged by GSAMA in accordance with section 911A(2)(b) of the Corporations Act. GSAMA holds Australian Financial Services Licence No. 228948. Any offer will only be made in circumstances where disclosure is not required under Part 6D.2 of the Corporations Act or a product disclosure statement is not required to be given under Part 7.9 of the Corporations Act (as relevant).

Bahrain: This material has not been reviewed by the Central Bank of Bahrain (CBB) and the CBB takes no responsibility for the accuracy of the statements or the information contained herein, or for the performance of the securities or related investment, nor shall the CBB have any liability to any person for damage or loss resulting from reliance on any statement or information contained herein. This material will not be issued, passed to, or made available to the public generally.

Canada: This document has been communicated in Canada by GSAM LP, which is registered as a portfolio manager under securities legislation in all provinces of Canada and as a commodity trading manager under the commodity futures legislation of Ontario and as a derivatives adviser under the derivatives legislation of Quebec. GSAM LP is not registered to provide investment advisory or portfolio management services in respect of exchange-traded futures or options contracts in Manitoba and is not offering to provide such investment advisory or portfolio management services in Manitoba by delivery of this material.

Columbia: Esta presentación no tiene el propósito o el efecto de iniciar, directa o indirectamente, la adquisición de un producto a prestación de un servicio por parte de Goldman Sachs Asset Management a residentes colombianos. Los productos y/o servicios de Goldman Sachs Asset Management no podrán ser ofrecidos ni promocionados en Colombia o a residentes Colombianos a menos que dicha oferta y promoción se lleve a cabo en cumplimiento del Decreto 2555 de 2010 y las otras reglas y regulaciones aplicables en materia de promoción de productos y/o servicios financieros y/o del mercado de valores en Colombia o a residentes colombianos. Al recibir esta presentación, y en caso que se decida contactar a Goldman Sachs Asset Management, cada destinatario residente en Colombia reconoce y acepta que ha contactado a Goldman Sachs Asset Management por su propia iniciativa y no como resultado de cualquier promoción o publicidad por parte de Goldman Sachs Asset Management o cualquiera de sus agentes o representantes. Los residentes colombianos reconocen que (1) la recepción de esta presentación no constituye una solicitud de los productos y/o servicios de Goldman Sachs Asset Management, y (2) que no están recibiendo ninguna oferta o promoción directa o indirecta de productos y/o servicios financieros y/o del mercado de valores por parte de Goldman Sachs Asset Management. Esta presentación es estrictamente privada y confidencial, y no podrá ser reproducida o utilizada para cualquier propósito diferente a la evaluación de una inversión potencial en los productos de Goldman Sachs Asset Management o la contratación de sus servicios por parte del destinatario de esta presentación, no podrá ser proporcionada a una persona diferente del destinatario de esta presentación."

European Economic Area (EEA): This financial promotion is provided by Goldman Sachs Asset Management B.V. This marketing communication is disseminated by Goldman Sachs Asset Management B.V., including through its branches ("GSAM BV"). GSAM BV is authorised and regulated by the Dutch Authority for the Financial Markets (Autoriteit Financiële Markten, Vijzelgracht 50, 1017 HS Amsterdam, The Netherlands) as an alternative investment **FOR INSTITUTIONAL OR FINANCIAL INTERMEDIARIES USE ONLY – NOT FOR USE AND/OR DISTRIBUTION TO THE GENERAL PUBLIC**

fund manager ("AIFM") as well as a manager of undertakings for collective investment in transferable securities ("UCITS"). Under its licence as an AIFM, the Manager is authorized to provide the investment services of (i) reception and transmission of orders in financial instruments; (ii) portfolio management; and (iii) investment advice. Under its licence as a manager of UCITS, the Manager is authorized to provide the investment services of (i) portfolio management; and (ii) investment advice. Information about investor rights and collective redress mechanisms are available on www.gsam.com/responsible-investing (section Policies & Governance). Capital is at risk. Any claims arising out of or in connection with the terms and conditions of this disclaimer are governed by Dutch law. In the European Union, this material has been approved by either Goldman Sachs Asset Management Funds Services Limited, which is regulated by the Central Bank of Ireland or Goldman Sachs Asset Management B.V, which is regulated by The Netherlands Authority for the Financial Markets (AFM).

France: FOR PROFESSIONAL USE ONLY (WITHIN THE MEANING OF THE MIFID DIRECTIVE)- NOT FOR PUBLIC DISTRIBUTION. THIS DOCUMENT IS PROVIDED FOR SPECIFIC INFORMATION PURPOSES ONLY IN ORDER TO ENABLE THE RECIPIENT TO ASSESS THE FINANCIAL CHARACTERISTICS OF THE CONCERNED FINANCIAL INSTRUMENT(S) AS PROVIDED FOR IN ARTICLE L. 533-13-1, I, 2° OF THE FRENCH MONETARY AND FINANCIAL CODE AND DOES NOT CONSTITUTE AND MAY NOT BE USED AS MARKETING MATERIAL FOR INVESTORS OR POTENTIAL INVESTORS IN FRANCE.

Israel: This document has not been, and will not be, registered with or reviewed or approved by the Israel Securities Authority (ISA"). It is not for general circulation in Israel and may not be reproduced or used for any other purpose. Goldman Sachs Asset Management International is not licensed to provide investment advisory or management services in Israel.

Japan: This material has been issued or approved in Japan for the use of professional investors defined in Article 2 paragraph (31) of the Financial Instruments and Exchange Law ("FIEL"). Also, Any description regarding investment strategies on collective investment scheme under Article 2 paragraph (2) item 5 or item 6 of FIEL has been approved only for Qualified Institutional Investors defined in Article 10 of Cabinet Office Ordinance of Definitions under Article 2 of FIEL.

Kuwait: This material has not been approved for distribution in the State of Kuwait by the Ministry of Commerce and Industry or the Central Bank of Kuwait or any other relevant Kuwaiti government agency. The distribution of this material is, therefore, restricted in accordance with law no. 31 of 1990 and law no. 7 of 2010, as amended. No private or public offering of securities is being made in the State of Kuwait, and no agreement relating to the sale of any securities will be concluded in the State of Kuwait. No marketing, solicitation or inducement activities are being used to offer or market securities in the State of Kuwait.

Oman: The Capital Market Authority of the Sultanate of Oman (the "CMA") is not liable for the correctness or adequacy of information provided in this document or for identifying whether or not the services contemplated within this document are appropriate investment for a potential investor. The CMA shall also not be liable for any damage or loss resulting from reliance placed on the document.

Qatar: This document has not been, and will not be, registered with or reviewed or approved by the Qatar Financial Markets Authority, the Qatar Financial Centre Regulatory Authority or Qatar Central Bank and may not be publicly distributed. It is not for general circulation in the State of Qatar and may not be reproduced or used for any other purpose.

Saudi Arabia: The Capital Market Authority does not make any representation as to the accuracy or completeness of this document, and expressly disclaims any liability whatsoever for any loss arising from, or incurred in reliance upon, any part of this document. If you do not understand the contents of this document you should consult an authorised financial adviser.

South Africa: Goldman Sachs Asset Management International is authorised by the Financial Services Board of South Africa as a financial services provider.

Switzerland: For Qualified Investor use only – Not for distribution to general public. This is marketing material. This document is provided to you by Goldman Sachs Asset Management Schweiz GmbH. Any future contractual relationships will be entered into with affiliates of Goldman Sachs Asset Management Schweiz GmbH, which are domiciled outside of Switzerland. We would like to remind you that foreign (Non-Swiss) legal and regulatory systems may not provide the same level of protection in relation to client confidentiality and data protection as offered to you by Swiss law.

UAE: This document has not been approved by or filed with the Central Bank of the United Arab Emirates or the Securities and Commodities Authority. If you do not understand the contents of this document, you should consult with a financial advisor.

United Kingdom: In the United Kingdom, this material is a financial promotion and has been approved by Goldman Sachs Asset Management International, which is authorized and regulated in the United Kingdom by the Financial Conduct Authority.

CONFIDENTIALITY

No part of this material may, without Goldman Sachs Asset Management's prior written consent, be (i) copied, photocopied or duplicated in any form, by any means, or (ii) distributed to any person that is not an employee, officer, director, or authorized agent of the recipient.

© 2025 Goldman Sachs. All rights reserved.

Date of First Use: July 4, 2025. Compliance Code: 440633-OTU-2303118.

EMEA/ASIA/LATAM: 404001-TMPL-01/2025-2173651

For more information contact your Goldman Sachs sales representative.